

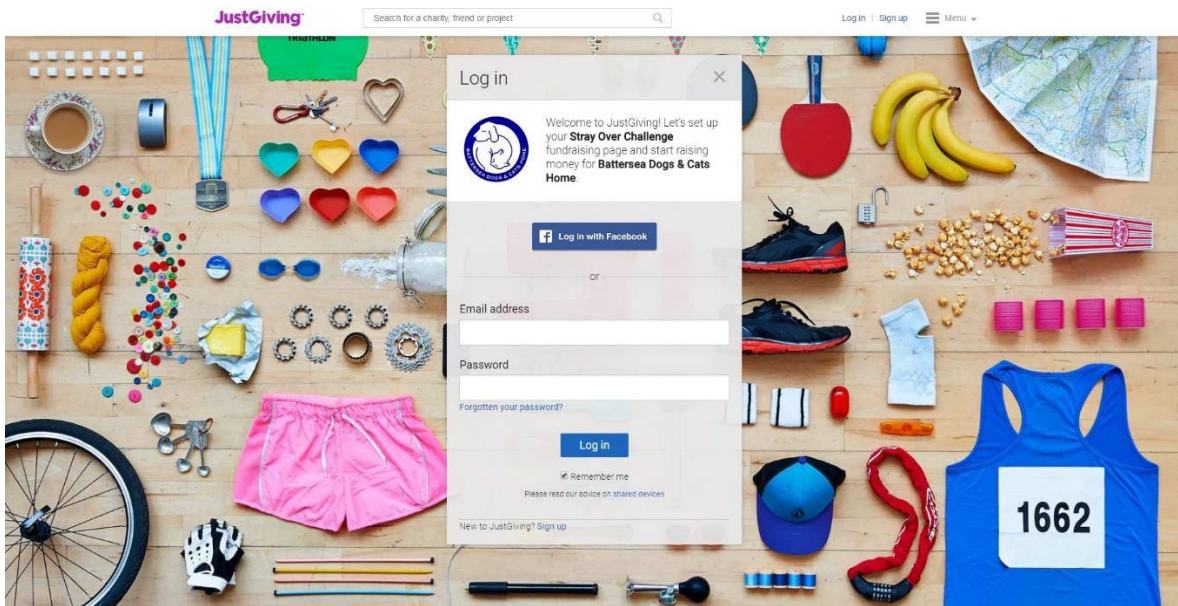
Stray Over

How to set up your JustGiving page



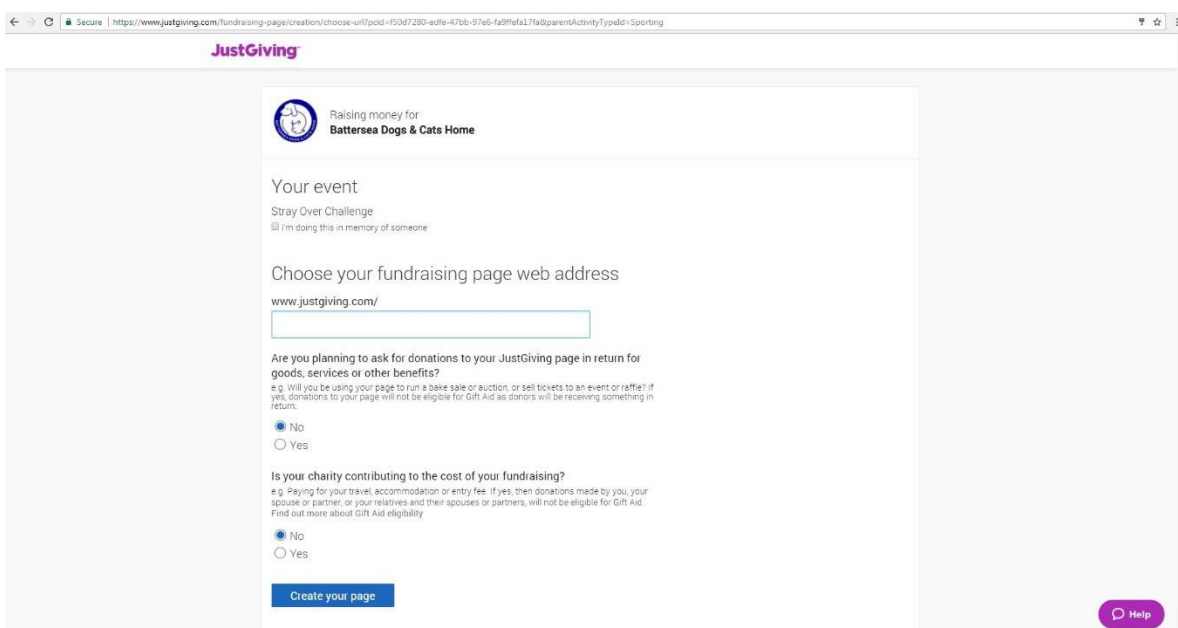
Step 1

Firstly, you need to visit <http://just.ly/StrayOver> which will take you to the sign in page for the Stray Over event. From here you will need to sign in if you have a JustGiving account already or create a new one.



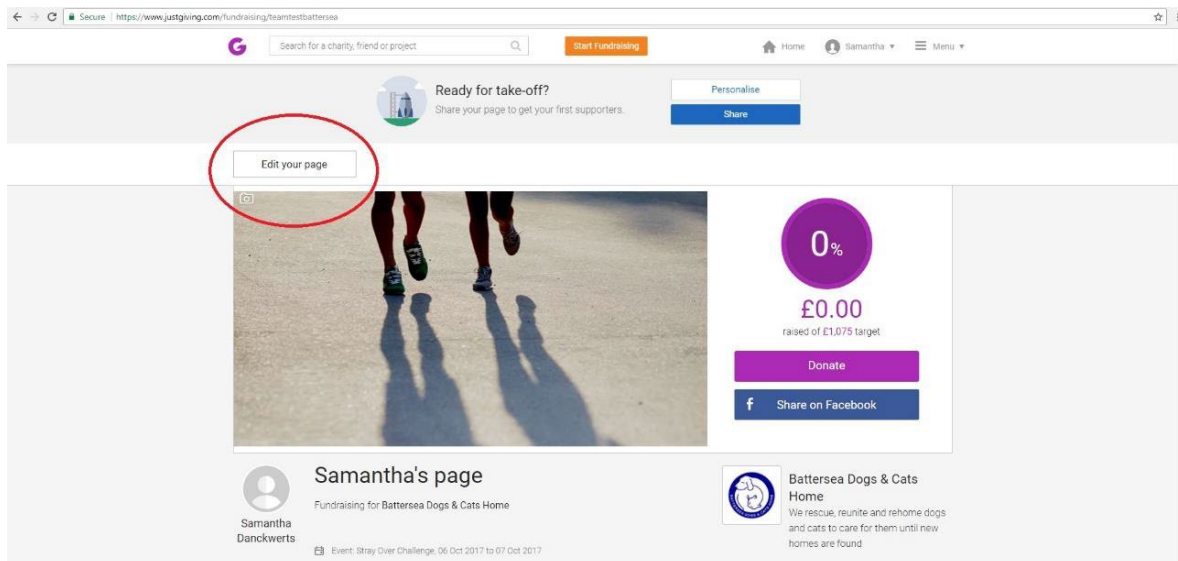
Step 2

Once you have signed in you will be taken to our JustGiving event registration page. You should enter your team name in the fundraising page web address and then select 'No' on each of the questions.



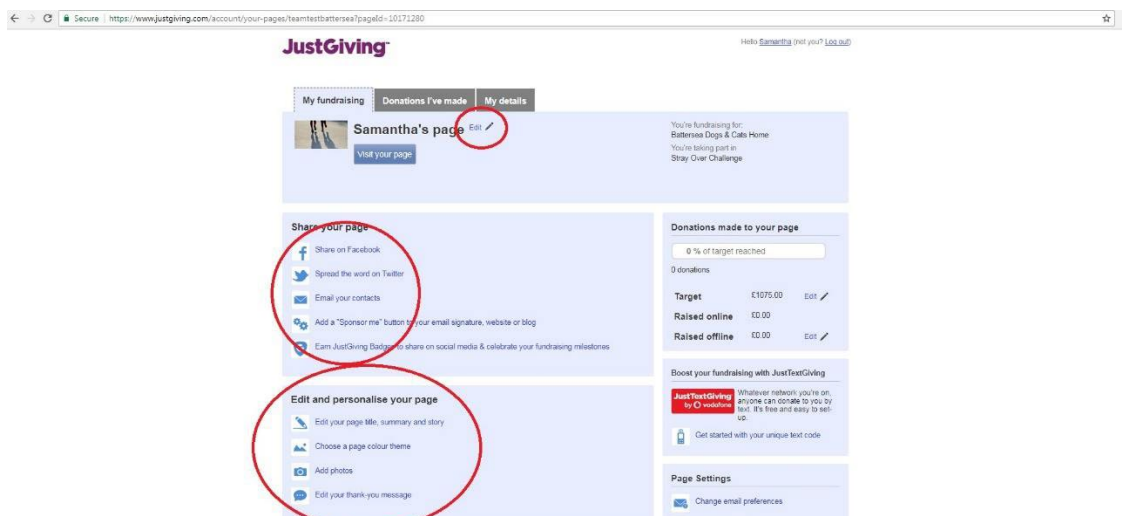
Step 3

After you've completed this section you will be taken to your profile page. You will need to edit this to reflect your team's name by selecting "edit page" at the top.



Step 4

You can then change the name by selected edit next to the existing name. You can also edit the page's summary and story from this area by clicking "edit title, summary and story". Here's a great place to list the names of everyone on your team. More info can be found here: <https://help.justgiving.com/hc/en-us/articles/200669591-A-guide-to-shared-Fundraising-Pages->. From here you can then add a photo, updates and share with your colleagues, friends and family. Good luck!



More useful links:

<https://help.justgiving.com/hc/en-us/articles/200669531-Managing-your-offline-donations>

<https://help.justgiving.com/hc/en-us>

If any of your questions are not answered above please get in touch with us

The Special Events Team
Battersea Dogs & Cats Home
4 Battersea Park Road
London, SW8 4AA

or email strayover@battersea.org.uk
or telephone **020 3887 8366**

Thank you
for your kind support

